

PERFORMANCE DATA: (Model SR)

Rated Service Flow: 2.5 gallons per minute / 9.5 liters per minute

Rated Service Life for Free Chlorine removal: 25,000 gallons / 94,635 liters or 1 year (whichever comes first)

Maximum Working Pressure: 125 pounds per square inch / 860 kilo pascals

Maximum Operating Temperature: 120° Fahrenheit / 49° Celsius

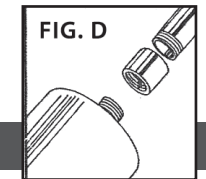
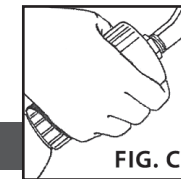
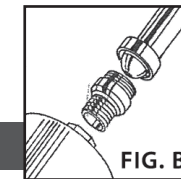
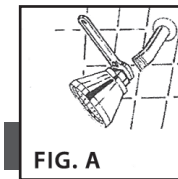

- *While testing was performed under laboratory conditions. Actual performance may vary.*
- *This system is not intended to be used as a drinking water treatment unit.*
- *Both the system and installation must comply with applicable state and local regulations.*

USE & CARE INSTRUCTIONS

PERMA SEAL® Model SR

INSTALLATION

1. Unscrew existing showerhead from shower arm (Fig. A).
2. If your showerhead has an integral ball joint it should either be replaced with a standard 1/2 inch threaded shower arm or an adapter (see Fig. B). Ball adapters can be purchased from most hardware stores.
3. Screw filter housing (Back) onto shower arm (Fig. C).
4. Screw shower head onto filter housing (Front).
5. Do not use a showerhead with a shut-off valve.



USE & CARE INSTRUCTIONS - CONTINUED

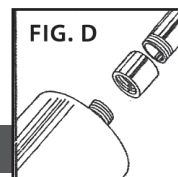
OPERATION

BEFORE ENTERING THE SHOWER

1. Activate filter by running hot water through the shower system.
2. COOL TO DESIRED TEMPERATURE BEFORE ENTERING SHOWER.
3. Replace filter every 25,000 gallons or 12 months, whichever comes first.

BACKFLUSHING

1. Remove the Shower Filter from the shower arm.
2. Remove the showerhead from the filter.
3. Turn the shower filter around and attach the back-flushing coupling (supplied) to the outlet of the Shower Filter.
4. Attach the coupling to the shower arm (Fig. D).
5. Turn on the water and flush the Shower Filter with warm water for several minutes at full flow.
6. Remove the unit and reassemble using Teflon joint sealing tape if needed.



RECYCLE SHOWER FILTER

1. Carefully poke a hole in the screen of the filter and empty contents into garden soil.
2. Place the filter cartridge in with recyclables.

NOTICE OF LIMITATIONS

1. Designed for potable water systems only.
2. The shower filter is not to be used for drinking purposes.

This Shower Filtration System has been tested for reduction of free chlorine. The concentration of free available chlorine in water entering the system was reduced to a concentration less than or equal to the permissible limit for water leaving the system. This system has not been evaluated for free chlorine reduction in the presence of chloramines. Free chlorine reduction performance may be impacted by the presence of chloramines in the water supply.